

## Portfolio Management Service - Dynamic Defensive

### Key Facts - As at 30th September 2018

**Launch date** - 1st September 2012

#### Minimum investments

- If investing directly with Whitechurch:
  - Lump sum £3,000 (incl transfers)
  - Regular savings £100 per month
- Different minimum amounts may apply if investing through a platform

#### Whitechurch Initial Fee

0% of amount invested

#### Whitechurch Annual Management Fee\*

- If investing directly with Whitechurch the fee is 0.10% per annum of the portfolio value (+VAT)
- If investing through a platform the fee is 0.20% per annum of the portfolio value (+VAT)

#### Custodian Fee\*

- If investing directly with Whitechurch the custodian fee is 0.40% per annum of the portfolio value (charged monthly). This is capped at £1,000
- If investing through a platform there will be no Whitechurch custodian fee, however, a platform fee may apply

#### Advisory Fees\*

To be agreed with Financial Adviser

#### Income

Income generated can be withdrawn or reinvested back into the portfolio.

\* Please refer to the direct or platform service brochure for full details of charges.

**Please note underlying fund charges are in addition to the charges listed above.**








### Key objectives

This strategy aims to generate medium-term returns, whilst minimising risks to capital. It will invest up to 20% in stockmarket investments with the balance invested in a blend of fixed interest, money market funds and other lower risk strategies. The underlying funds will be primarily index tracking 'passive' funds, with a maximum of 20% in actively managed funds, as minimising charges is of paramount importance. The mix of funds will be actively managed based on the Whitechurch investment team views.

NB: This strategy is available directly from Whitechurch and through external platforms.

### Investment manager's comment

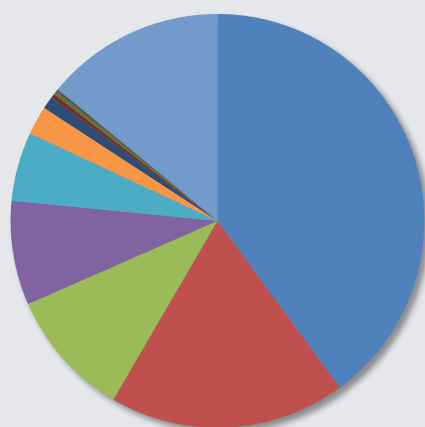
	Looking Back: The strategy sustained a modest loss over the summer, marginally underperforming the benchmark ARC £ Cautious PCI, which returned 0.0%.
	Best performing holding: The best performing holding over the summer was Janus Henderson UK Property PAIF I Inc, which returned 1.2%. Commercial property has proved resilient and generated an attractive income to boost total returns.
	Worst performing holding: The worst performing holding over the reporting period was Vanguard FTSE UK Equity Income Index Inc, which returned -2.2%. The UK stockmarket fell back over the quarter with Brexit concerns weighing on domestic shares.
	Portfolio Changes: No changes were made to the holdings within the portfolio over the reporting period.
	Looking Ahead: Financial markets saw mixed performance over the reporting period with little momentum. In this environment, the strategy failed to generate a positive return. However, as longer term investors it is important to look through the shorter term quarterly movements in financial markets, positive or negative, and focus on the portfolio's longer term objectives. We continue to believe over the longer term the portfolio is well placed to deliver an attractive total return through a blend of passive and active investment strategies, within a defensive risk profile.

Performance Table	0-12m	12-24m	24-36m	36-48m	48-60m	5 Year Cumulative	Volatility (3 Years)
PMS Dynamic Defensive - Risk 3	2.1%	0.8%	7.6%	1.8%	5.5%	19.0%	3.2%
ARC £ Cautious PCI	0.9%	3.9%	6.1%	1.4%	4.0%	17.2%	2.6%

Source: FE Analytics, Whitechurch Securities. Performance is net of Whitechurch management fees (including VAT) and underlying fund charges but excludes any platform/custody fees (which will differ depending on where the portfolios are held). Unit Trust prices are calculated on a bid-to-bid basis. OEICs & Investment Trust prices are calculated on a mid-to-mid basis, with net income reinvested. The past is not necessarily a guide to future performance. The value of investments and any income will fluctuate and investors may not get back the full amount invested. Currency exchange rates may affect the value of investment.

## Asset allocation - Portfolio breakdown

(at 30th September 2018)



- Global Fixed Interest 39.9%
- UK Equities 18.5%
- Alternative Investment Strategies 10.0%
- Property 8.1%
- UK Fixed Interest 5.4%
- Money Market 2.3%
- Europe ex UK Equities 1.0%
- Asia Pacific ex Japan Equities 0.3%
- Other 0.3%
- Global Emerging Market Equities 0.1%
- International Equities 0.1%
- North American Equities 0.0%
- Cash 14.0%

Source: Financial Express 30th September 2018. Asset allocation numbers may not add up to 100% due to rounding. Negative asset allocation can occur due to the underlying positions employing hedging strategies.

## Current holdings

- Fidelity UK Index
- Invesco Perpetual Global Targeted Income
- Janus Henderson UK Property
- L&G Global Inflation Linked Bond Index
- L&G Short Dated Sterling Corporate Bond Index
- Vanguard FTSE UK Equity Income Index
- Vanguard Global Bond Index Hedge
- Vanguard US Government Bond Index
- Cash

For further information about any of the areas included in this or any of our other strategies in the Portfolio Management Service please contact your Financial Adviser.

### Risk Profile 3/10 - Low Risk

This is a defensive strategy where the emphasis is upon capital preservation and the majority of the portfolio will be invested in lower risk investments. This strategy will invest up to a maximum of 20% in equities with the aim of enhancing returns over the medium to long-term and combating inflation. Investors accept that the overall portfolio will show losses over certain periods but are accepting the moderate risk in return for potentially achieving returns in excess of cash over the medium to long term.

### Whitechurch Risk Ratings

Risk is defined as the risk to the capital or original investment (based on a minimum 5 year investment term). Whitechurch provides a risk rating of portfolios on a scale of 1 to 10 (1 being the lowest risk and 10 being the highest risk). Full guidelines are available in the Whitechurch Portfolio Management Service brochure.

## Other strategies under the Portfolio Management Service

- Dynamic Cautious Strategy 4/10 - Low Risk \*
- Cautious Growth Strategy 4/10 - Cautious
- Dynamic Balanced Strategy 5/10 - Balanced \*
- Monthly Distribution Strategy 5/10 - Balanced
- Ethical Balanced Strategy 5/10 - Balanced \*
- Dynamic Steady Growth Strategy 6/10 - Above Average \*
- Global Income & Growth Strategy 6/10 - Above Average
- Dynamic Growth Strategy 7/10 - High Risk \*
- Stockmarket Growth Strategy 7/10 - High Risk
- Energy & Global Shift Strategy 8/10 - Aggressive

### Award Winning Services



## Dynamic Planner

Portfolios rated on Dynamic Planner offer added assurance of a sophisticated assessment to meet a client's attitude to risk.

\* These strategies are available directly from Whitechurch and through external platforms.

Whitechurch Securities Ltd, The Old Chapel, 14 Fairview Drive, Redland, Bristol, BS6 6PH.  
Whitechurch Securities Ltd is authorised and regulated by the Financial Conduct Authority.

This fact sheet is intended to provide information of a general nature and does not represent a personal recommendation of the service. If you are unsure, seek professional advice before making an investment. Whilst we have made great efforts to ensure complete accuracy we cannot accept responsibility for inaccuracies. The past is not necessarily a guide to future performance. The value of investments and any income produced can go down as well as up and you may not get back the full amount invested. Levels and bases of, and reliefs from, taxation are subject to change.

**Whitechurch**  
Securities Ltd  
WEALTH MANAGERS

Tel: 0117 916 6150  
E-mail: [info@whitechurch.co.uk](mailto:info@whitechurch.co.uk)  
Website: [www.whitechurch.co.uk](http://www.whitechurch.co.uk)

1863b.25.10.2018